

THE 'NOT JUST NOISE QUEST'
SONG BOOK
FOR NOISY MINORS



Compiled by Phyl Lobl for use with
'NOT JUST NOISE QUEST'

COVER ARTWORK Jan D'Silva

First published as 'NOT JUST NOISE with Ludwig and his Musical Company' the Text Book & Teacher's Manual was not in a format conducive to easy handling.

Now the 'Kit' is rewritten in rhyme with a story line of a 'Journey with a purpose' and in which there are Heroes that help and Villains to overcome.

Music Concepts for Notation are utilised in the songs written for each Hero.

A set of 'Ear Training Songs' each based on an interval lead to interval recognition and playing by ear.

Singing aids Mental Health but songs in this book often also demonstrate a Scientific Fact. Making a link between S.T.E.M and L.A.M.P subjects.

NB: LAMP = Literature Art Music Philosophy

NOTES TO ADULT GUIDES

The '**NOT JUST NOISE QUEST**' can serve as an introduction to **Instrument Playing** and can take the form of a **Text Book**, or a **Puppet Play**.

With the characters and the illustrations it is geared to children aged 5 -12.

However the principles expressed would serve anyone from 6-60+ who has not had the opportunity to learn about those mysterious dots & dashes on a music page.

Without the characters the 'plainly put' information in the back pages may well serve those from 12 + who want the chance to understand how music is written but may find the characters and pictures too infantile.

The **TUNE BOOK** tunes will assist anyone from 6-60+ to play simple instruments.

By using the 3 simple instruments the user may be able to determine which type of instrument they will choose for further progression.

The book was written from a belief that music is BRAIN FOOD to be ingested at any age.

The N.J.N. KIT was conceived as a Concept Explaining Kit.

Flashcards aid the move from Concept to Particular.

Could be another page ???

Attendance at classes that explained the methods listed led to some utilisation of concepts from each:-

Dalcroze method.

The benefit of internalising movement led to the use of the words of basic movements as distinct from the French Time-Names which have long been the standard, but can be quite confusing as a visual determination of 'duration' of a sound.

These 'movement words are then depicted with long and short lines that can be sung to any word like 'loo' or hummed into a Kazoo or blown on a wind instrument.

When the movements are well internalised quite complex patterns can be constructed and then interpreted from visual lines to sound.

walk= 1 beat jogg-ing a beat broken in half etc. (see 'NOT JUST NOISE QUEST' kit.

Kodály method.

Led to the development of EAR TRAINING SONGS where words in English match the Sol-fa words aiding memory of the interval.

Orff Schulwerk.

Development of sheets of ideas for CREATIVE MUSIC using Shapes, Picture Stories and Written Words which can be interpreted with sounds from a variety of instruments came from knowledge of Orff Schulerk.

Suzuki method.

The Ear Training songs aid 'playing by ear' a factor in Suzuki methods.

CONTENTS in order of use in N.J.N.Q Books

INTRODUCTION

'Musical Merry-go-Round' (Intro Song) (Lobl)
Joh's Song (Lobl)

AT THE FARM A Sound Start

TRANSPORT SONG:

'Wheels On The Bus' -Left & Right (Trad.)

CHARACTER CONCEPT SONGS

'I Went To Visit A Farm'-Sound Qualities (Trad. Adapted)
Old Mac Yes He Had A Farm - Basic Movements (Trad /Lobl)
'Fingers Moloney's Hand Rap' (Lobl)
'Five Little Fingers' - Poem (Lobl)

EAR TRAINING SONGS SET 1

Monotone, Sammy Soh -3rd \, Solar Energy 2nd /, So Quiet 5th\ - (Lobl)

SONGS FOR SINGING & SCIENCE

'Pedestrian Song' -Science Link) (Lobl)
In Trinidad - Echo Song- Syllables (Writer Unknown)

IN THE BUSH Reading Rhythm

TRANSPORT SONG:

'Little Red Engine' -Tempo (Trad.)

CHARACTER CONCEPT SONGS

Ludwig's Beat Songs: 2, Beat 3 Beat ,4 Beat Songs -Simple Metre (Lobl)
Caterpillar Family Poem -Note Names (Lobl)

EAR TRAINING SONGS:SET 2:-

Don't Rain 2nd /, Fusspot's Song 3rd/, Farmers 4th/ (Lobl)

SONGS FOR SINGING & SCIENCE

'Warble Orble -Borrowed Tune adapted Lobl
'Metamorphosis' - Science Link (Lobl)

CONTENTS in order of use in N.J.N.Q Books

BY THE SEA A Sound Start

TRANSPORT SONG: **Skye Boat Song** -(Trad. Scottish)

CHARACTER CONCEPT SONGS

Octavia's Song -Major Scale- (Lobl)

Ludwig's Six Beat Song -Compound Metre (Lobl)

EAR TRAINING SONGS SET 3: (all by Lobl)

Don't Sew 5th/

Don't Laugh 6th/

Dodo /\ Octave

SONGS FOR SINGING & SCIENCE

Practice Song (Lobl)

Little Fish -Lullaby (Trad)

South Australia -Shanty (Trad)

THROUGH THE AIR Hearing Harmony

TRANSPORT SONG: '**Up In A Balloon**' Trad .Adapted

CHARACTER CONCEPT SONG

Triad Whistler Song -Major Chord (Lobl)

Five Beat Song, Seven Beat Song -Complex Metre (Lobl)

EAR TRAINING SONGS SET 4:

Tea Bags (7th /) **Large Umbrella (Semi-tone)** - (Lobl)

SONGS FOR SINGING & SCIENCE

Water Cycle Song (Canon) Science Link (Fay White)

Twinkle Twinkle -Using Chords)-Science Link (Trad.)

You Can Fly (Fain & Cahn / Lyrics Adapted Lobl)

FINALE

'**Musical Merry-go-Round**' Reprise (Outro Song) (Lobl)

CHARACTERS' CONCEPT SONGS

INTRODUCTION

Musical Merry-Go-Round (Lobl)

Joh The Bark's Song (Lobl)

BOOK 1-ON THE FARM - A Sound Start

I Went To Visit A Farm One Day- **8 Sound Qualities** (Trad Adapted)

Old Mac Yes He Had A Farm- **8 Basic Movements** (Trad. Adapted - Rhymes- Lobl)

Mr Moloney's Hand Rap (Lobl) **Finger Fitness 1**

Five Little Fingers (Lobl) **Finger Fitness 2**

BOOK 2 -IN THE BUSH - Reading Rhythm

Ludwig's Metre Beater **Songs 2,3,4 Beats** (Lobl)

Caterpillar Poem **Note names** (Lobl)

BOOK 3 -BY THE SEA - Playing Pitch

Octavia's Song - **Major Scale** (Lobl)

Ludwig's Metre Beater **6 Beat Song** (Lobl)

BOOK 4 -THROUGH THE AIR -Hearing Harmony

Triad Whistlers Song -**Major Chord** (Lobl)


Ludwig's Metre Beater **5 Beat & 7 Beat** songs (Lobl)

FINALE

Merry-Go-Round Reprise

EAR TRAINING SONGS

all by Phyl Lobl



To be found in Sets at the end of each Book, these E.T. Songs can be used for developing:

Listening Skills

Voice Control Skills

Interval Awareness

Playing an instrument by ear.

Keyboard is the easiest first instrument to use for this but others can be used. Children should be able to sing the songs before trying to play them.

STEP 1. They first find the interval.

(Give the first pitch then they find the second to match the E.T SONG first 2 words & pitches.)

STEP 2 Play the song broken into short motifs.

(ie Sing a bit .. play it. Sing the next bit ... play it.)

STEP 3. Play the whole song.

The song can be identified by the first interval.

The interval can be identified by the first words

Give the interval a numerical name.

ie Fourth Seventh Octave etc.

Asked for intervals can soon be identified, sung or played.

SET 1 BOOK 1

Monotone no intervals

Sammy Soh -3rd \

Solar Energy 2nd /

So Quiet 5th\

SET 2 BOOK 2

Don't Rain 2nd /

Fusspot's Song 3rd /

Farmers 4th/

SET 3 BOOK 3

Don't Sew 5th/

Don't Laugh 6th/

Dodo / \ Octave

SET 4 BOOK 4

Tea Bags 7th /

Large Umbrella -emphasis on semi-tones



SINGING HINTS

CLEAR NASAL PASSAGES: Hankies are handy.

WARM UP VOICE: Squeak iiiiiiiii Squeak change to iiiiiiiiahhhhh

Soft Palate Exercise: Sing ing ing ing ingngng

Song ong ong ong ongn Sung ung ungngn

Hummmmmmm

Hum Ear Training Songs eg 'Sammy Soh' 'Solar Energy' 'So Quiet'

When learning a new song Hum the tune before using the words.

SHOUT LOUDLY at the ROOF Ho Ha Hi Ho

BREATHING:

Counting in tens 12345678910 keep repeating and counting how many groups of ten until you HAVE to breathe.

Diaphragm Breathing -keep shoulders still use your abdomen.

To increase abdominal breathing:

Lie on the loor and make your breath lift your hand from your abdomen.

LISTEN TO YOURSELF

SING INTO A CORNER: In order to hear yourself as others hear you.

HANDS BEHIND EARS: Same thing really.

SING IN THE BATHROOM:

DICTION:

Chew with mouth shut /open.

Lots of la la la la la la la loo loo loo loo li li li li li lee lee lee lee

TONGUE TWISTERS

Red leather yellow leather.....

The shiek's sixth sheep is sick.....

Santa's short suit shrunk.....

Green glass globes glow greenly

Six sleek swans swam swiftly south **Eleven benevolent elephants**

* **USING TECHNOLOGY:** There are 'Tuners', 'Apps' & Web Sites that can measure your Pitch and show you the results.

SAYINGS ABOUT SINGING

'If you feel happy sing. If you feel sad, sing louder.' (Old Irish Saying)

'Sing like there is nobody listening '

'Those who sing scare their troubles away.'

'Those who want to sing always find a song.' ('Swedish proverb.')

'If singing was a colour I think it would be the colour of chocolate' (Kathryn Stockett)



MUSICAL MERRY-GO-ROUND INTRODUCTION

1. This quest is a mu - si - cal mer - ry - go - round.
 2. Lud - wig and Joe and Oc - ta - vi - a too; The

Feel the si - lence and join in the sound.
 Tri - ad whist - lers in red green and blue.

You'll meet some friends as we tra - vel a - round. On this
 They'll teach us mu - si - cal things we can do

ma - gi - cal mu - si - cal mer - ry - go - round.
 Lud - wig and Joe and Oc - ta - vi - a too.

Chorus: Fie fid - dle aye dye dye Fye fid - dle oh.

Oom - pa - pa oom - pa - pa sing high and low.

Let the rain rain and let the snow snow, when

we're mus - ic ma - king it's Fye fid - dle oh. 2. There's

Come on a quest, a musical trip,
 By bus, train and boat and a coloured air-ship.
 'NOT JUST NOISE' is a merry-go-round
 Where you feel the silence and join in the sound.

Off to the Farm, the Bush and the Sea,
 Through The Air then, to find harmony,
 For girls and for boys, for the old and the young
 Tunes will be played, and songs will be sung.



JOE'S SONG

INTRODUCTION

With a swing

I'm Joe the Bark and af - ter dark I sing to the friend-ly
moon. I'll sing a sharp, I'll sing a flat, but ne - ver out of
tune. C B A G F E D C Joe the Bark the
fa - mous sin - ger that's me.

BOOK1 / ACT 1

AT THE FARM

A Sound Start

TRANSPORT SONG:

Wheels On The Bus -Left & Right (Trad.)

CHARACTER CONCEPT SONGS

I Went To Visit A Farm- Sound Qualities (Trad. Adapted)

Old Mac Yes He Had A Farm - Basic Movements (Trad /Lobl)

Fingers Moloney's Hand Rap Finger control (Lobl)

Five Little Fingers - Poem (Lobl)

EAR TRAINING SONGS SET 1

Monotone,

Sammy Soh interval of a **3rd** ,

Solar Energy interval of a **2nd** ,

So Quiet interval of a **5th**

SONGS FOR SINGING & SCIENCE

Pedestrian Song -Science Link) (Lobl)

In Trinidad - Echo Song- Syllables (Writer Unknown)

THE WHEELS ON THE BUS

TRADITIONAL

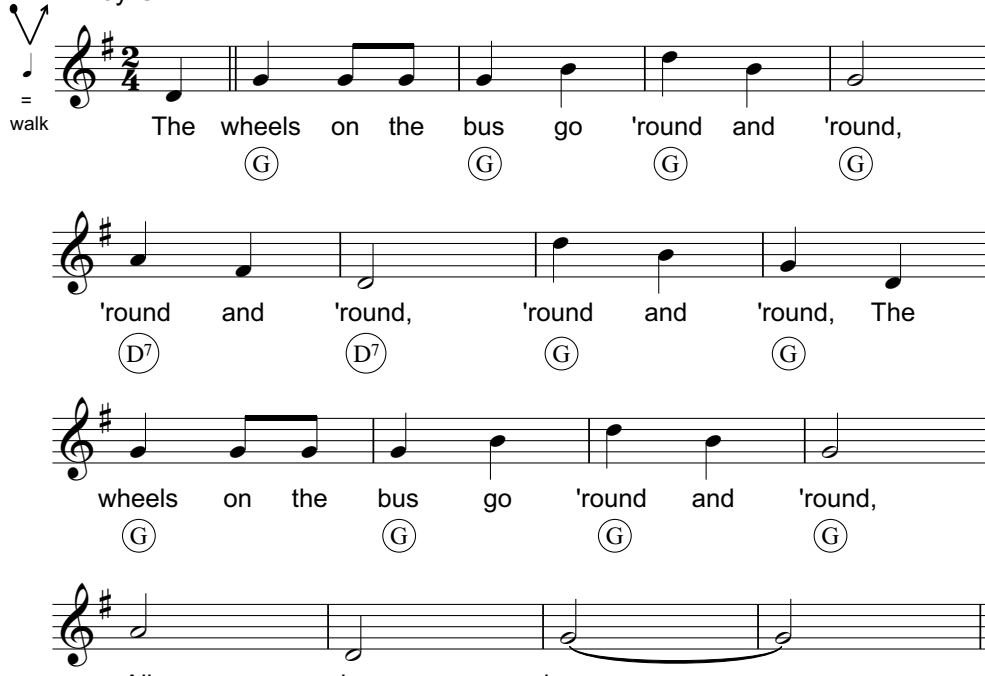
FARM

NO.7

Key G

Key G

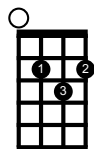
walk



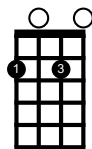
The wheels on the bus go 'round and 'round,
'round and 'round, 'round and 'round, The
wheels on the bus go 'round and 'round,
All day long.

Chord symbols: G, D7, G, G, G, D7, G, G, G, D7, G, G

G CHORD



D7 CHORD



WHEELS ON THE BUS (Traditional)


FARM

The wheels on the bus go
Round and round, Round and round, round and round.
The wheels on the bus go, round and round,
All day long.

The people on the bus go
Up and Down, Up and Down, Up and Down.
The people on the bus go Up and Down.
All day long.

The wipers on the bus go
Left and right, left and right, left and right,
The wipers on the bus go left and right.
All day long. (If it rains)

The babies on the bus go
Wha Wha Wha , Wha Wha Wha, Wha Wha Wha,
The babies on the bus go Wha Wha Wah
All Day long.



I WENT TO VISIT A FARM ONE DAY

FARM

TRADITIONAL
ADAPTED

Sound Qualities

1 2 3..



I went to vis-it a farm one day I saw a cow ac-ross the way.

VERSE 2. dog

3. hammer

4. paint brush

5. cat

6. pig

7. cockatoo

8. mag-pie



This is what I heard it say 1. Mooooo ----- a looong sound

2. Woof ----- a *short* sound

3. BANG ----- a **LOUD** sound

4. Shshsh ----- a *soft* sound

5. Mia-ow ----- a ↗ *high* sound

6. Ugh ----- a ↘ *low* sound

7. Squawk ----- a **harsh** sound

8. Warble ----- a **clear** sound


OLD MAC YES HE HAD A FARM

FARM

CHARACTER SONG
CONCEPT - Basic Movements

walk, jogging,
running faster etc


Key G

Line 1. 

Old Mac yes he had a farm E I E I O (and)

(G) (C) (G) (G) (D7) (G)

Repeat chords
for Line 2

2. 

on that farm he 1. liked to walk E I E I O


2. had drum stick

3. had little chicken

3. Verse 1 

Walk here walk there walk walk ev - 'ry where






REPEAT LINE 1.

Verse 2 

jogg-ing here jogg-ing there jogg-ing jogg-ing ev - 'ry where

Verse 3 

Runn-ing fas-ter here runn-ing fas-ter there runn-ing fas-ter runn-ing fas-ter ev-'ry where.

Verses	4. Lamb-chop	step-hop	
	5. Peg-as-us	gall-op-ing	
	6. Roo-oo	juuump	
	7. Grass-hop-per	jog-fast-er	
	8. Butt-er-fly	fast-er-jog	

MR MOLONEY'S HAND RAP

FARM

Lobl



Mis - ter Mol - on - ey's fin - gers are bo - ny



he gives them work - outs ev - e - ry day. He can



pluck on a string he can make a flute sing.




You'll do it too let me show you the way.



Press and then tap It's a bit like a rap. It's a



dance for your hands you can store in your brain.



Press and then tap do Mol - on - ey's hand rap



Then when you're fin-ished just do it a - gain.

Number the fingers 12345



FIVE LITTLE FINGERS


***Five little fingers lying in bed.
Short fat little one lifts up his head. 1***

***'Go back to sleep', the bossy one grumps, 2
On his feather pillow he bump, bump, bumps.***

***That wakes the tall one lying in the middle, 3
'I have to get up', he says, 'I want to have a piddle.'***

***'I feel sick' says the very sleepy one, 4
But the tiny little Pinky says, 'Let's have fun.' 5***

***So they all get up, and they all begin to dance,
Till their mother comes along and says 'Go back to sleep at once***



SET 1 EAR TRAINING SONGS - FOR N.J.N. BOOK 1 : ON THE FARM

No Interval
Walking Pace

MONOTONE

Phyl Lobl

One sound a - lone is a mon - o - tone
Doh doh doh doh doh doh doh doh doh

Interval of a minor third
Walking Pace

SAMMY SOH

Phyl Lobl

My friend Sam - my Soh kicked a rock and hurt his toe.
Soh me me me soh soh soh me me me me soh

So my moth - er said 'fix it with a band - aid.'
soh me me me soh soh soh soh soh me

Interval of a second
Walking Pace

SOLAR ENERGY

Phyl Lobl

Sol - ar en - er - gy. One day we'll go sol - ar.
Soh lah soh soh lah lah lah lah lah soh lah

Interval of a fifth
Walking Pace

SO QUIET

Phyl Lobl

So qui - et in the even - ing. So
Soh doh doh doh doh doh soh soh

qui - et in the night. So qui - et when I go to sleep and
doh doh doh doh soh soh doh doh doh doh doh doh doh

Mum puts out the light. So don't for - get to say good - night.
doh doh doh doh soh soh doh doh doh doh doh doh doh

A PEDESTRIAN SONG

FARM

Phyl Lobl



Two if you are hu - man, Four if you're a dog.

Six if you're an in - sect liv - ing in a log.

Eight if you're a spi - der in a web up on a wall. BUT

if you are an earth - worm you've got none at all.

Cent can mean a hund - red. Pede can mean a foot. A

cen - ti - pede's a crea - ture with a hund - red pedes to put. A

mil - li - pede has man - y more than one can real - ly use. It

might not be a thou - sand but I'd hate to buy the shoes.

IN TRINIDAD

FARM

Trinidad is a country in the Caribbean near Venezuela.

A Leader sings first words of the lines and those words not in bold print.

The ' group ' or another singer echo with the same words that are in brackets.

IN TRINIDAD (Unknown Source)

In Trinidad, (in Trinidad)

A bull ran off, (a bull ran off)

Just after 10, (just after 10).

A mad, bad bull. (a mad, bad bull)

He tossed a rabbit into the grass

And hit a wagon that was full of.....

Bananas (Bananas)

Tamarillos (Tamarillos)

Avocados (Avocados)

Tomatoes (Tomatoes)

Potatoes (Potatoes)

Lettuce (Lettuce)

Carrots (Carrots)

Radishes (Radishes)

Celery (Celery)

Broccoli (Broccoli)

Asparagus (Asparagus)

And squash (and Squash).

He was mad ,(he was mad).

He was bad (he was bad).

That bull

In Trinidad (In Trinidad),

A bull ran off et

BOOK / ACT 2

IN THE BUSH

Reading Rhythm

TRANSPORT SONG:

Little Red Engine -Tempo (Trad.)

CHARACTER CONCEPT SONGS

Ludwig's Beat Songs: 2, Beat 3 Beat ,4 Beat Songs -Simple Metre (Lobl)

Caterpillar Family Poem -Note Names (Lobl)

EAR TRAINING SONGS: SET 2

Don't Rain interval of a **2nd** ,

Fusspot's Song interval of a **3rd**,

Farmers interval of a **4th** (Lobl)

SONGS FOR SINGING & SCIENCE

Warble Orble -Borrowed Tune adapted Lobl

Metamorphosis - Science Link (Lobl)

BUSH
NO.8

THE LITTLE RED ENGINE TRADITIONAL

Key G

walk

The litt - le red eng - ine was chuff - ing a - long when he


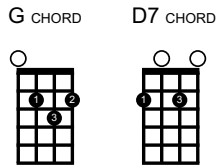
came to a great big hill. He said I must chuff and nev - er stop I must

chuff chuff chuff till I get to the top. I think I can I think I can I

know I can I know I can and he chuffed right o - ver the hill.

Slow down

Get faster



LUDWIG'S 'MUSIC METRE' BEATER SONGS Phyl Lobl

Children sing the song and conduct the geometric shape for each song's metre.

Individual children can play the ACCENT BEAT :-

voice BOOM

using a body instrument eg Feet

percussion instrument eg drum

on any instrument


Children can match the PULSE BEAT with:

voice: tick tick tick etc

a body instrument -finger tap on table

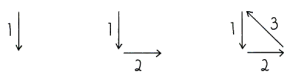
percussion instrument eg click sticks

on any instrument



LUDWIG'S 2 BEAT SONG BUSH

1 2 1 2 Watch my beat
 o - pen your ton - sils and use your feet
 1 2 1 2 take it home I'm a
 four legg - ed one trunked met - ro - nome.




LUDWIG'S 3 BEAT SONG

BUSH

△

1 2 3 1 2 3 That's how it goes when you
 dance in a cir - cle and waltz on your toes.
 1 2 3 1 2 3 I'll keep the beat with my
 long slen - der trunk and my ov - er sized feet.




CHANGE 4 BEAT DIAGRAM TO A SQUARE

LUDWIG'S 4 BEAT SONG

BUSH

□

1 2 3 4 Here they come the one with the tum-my has the
 big bass drum 1 2 3 4 oom - pa pow there's a
 brass band com - ing and it's com - ing now.
 Trum-pets call and corn - ets bleat. Chas - ing the traf - fic
 off the street Slide trom-bone and eu - pho - ni - um but the
 best of them all * * * is the big bass drum.



BUSH

SET 2 EAR TRAINING SONGS - FOR N.J.N. BOOK 2 : IN THE BUSH

Interval of a second
Walking Pace **DON'T RAIN ON ME** **Phyl Lobl**

Don't rain on me, don't rain on me, don't rain on me to-night. For
Doh ray ray me doh ray ray me doh ray ray me doh ray doh
if you do I just might shrink and fade right out of sight.
ray ray me doh ray ray me doh ray ray me soh doh

Interval of a third
Walking Pace **FUSSPOT'S SONG** **Phyl Lobl**

Don't give me an - y rice 'cause I don't like rice. Don't give me an - y
Doh doh me doh doh me me me doh me doh. Doh doh me doh doh
spin-ach 'cause I don't like spin-ach. So give me ice-cream in- stead.
me me me me doh me doh doh soh soh me soh me ray doh.

Interval of a fourth
FARMERS **Phyl Lobl**

Don't farm - ers sow wheat? Don't far - mers sow
Doh fah fah soh fah doh fah fah soh
corn? Don't far - mers work hard in the ear____ ly
fah doh fah fah soh fah fah fah fah fah me ray
morn?
doh.

WARBLE ORBLE

BUSH

TRADITIONAL TUNE/Lyrics: Lobl
(Sing a Song of Sixpence)



Warb - le, orb - le, garg - le yod - el ood - le ard - le ay.



List - en to the mag - pies op - en up the day.



Up a-mong the tree - tops you can hear them say



Warb - le, orb - le, garg - le yod - el ood - le ard - le ay.

METAMORPHOSIS

BUSH

Phyl Lobl

Small and round and white Hid-den out of sight. I
feel - ing ra - ther weird. I'm as prick - ly as a beard and my

1. 2.
think I real-ly have to make a change. I'm range Now I'm
legs are rath-er hard to re - ar

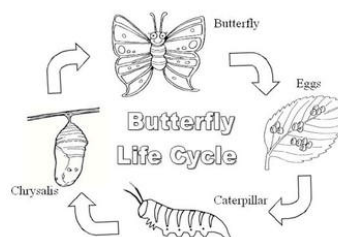
liv-ing like a nut, in a lit - tle pu - pa hut that I

made by send - ing out a sil - ky thread. Now at

last I'm in the sky. I al - ways knew that I would fly _____ but I

bet that all of you thought I was dead.

Butterfly Life Cycle



THE CATERPILLAR NOTE FAMILY Phyl Lobl

The **Caterpillar Note Family** short and long,
Help musicians read a song.
Long ones gobble many beats.
Short ones they get shorter treats.


Playing long notes can seem slow,
Short notes seem to say go, go, go,
In measures and bars they take their places,
Not their bodies, just arms and faces


Some hold hands if they have hooks,
They sit on staves in the music books.
Numbers tell us at the start
Which note-face sings the beating heart.


Minim or half-note, crotchets or quarters,
Quavers or eighths are like longer notes' sons or daughters.
Fitting them in is like doing sums,
Then with High and Low sounds the music comes.


The number of beats in each music Measure or Bar
Could be 2,3,4, 5, 6 or 7 but Hoorah,
We have a song to help all of those Metre Beaters.
Mayhem The Monitor is not going to beat us.


32


*I've got a long note
that's like a caterpillar*

[]

*I've got a short note
that's like a caterpillar*

[] []

*I've got a note with a hook
that's like a caterpillar*

[] []

*I've got a note with a hook
that's like a caterpillar*

[] []

*I've got a note with a hook
that's like a caterpillar*

[] []



BOOK 3 /ACT 3

BY THE SEA

Playing Pitch

TRANSPORT SONG: **Skye Boat Song** -(Trad. Scottish)

CHARACTER CONCEPT SONGS

Octavia's Song -Major Scale- (Lobl)

Ludwig's Six Beat Song -Compound Metre (Lobl)

EAR TRAINING SONGS SET 3:

Don't Sew interval of a **5th**,

Don't Laugh interval of a **6th**,


Dodo interval of an **Octave** (Lobl)

SONGS FOR SINGING & SCIENCE

Practice Song (Lobl)

Little Fish- Foc'sle/Lullaby (Trad)

South Australia -Shanty (Trad)




SKYE BOAT SONG


TRADITIONAL SCOTTISH

NO.9

SEA

SECTION A: =  one beat


Key G



Speed bon-ny boat like a bird on the wing, on-ward the sail-ers cry.

(G) (Am) (D7) (G) (Am7) (D7)


Fine
(finish here)



Car-ry the lad that's born to be King, ov - er the sea to Skye.

(G) (Am) (D7) (G) (Am7) (D7)


SECTION B:



Loud the winds howl, loud the waves roar, thun-der claps rend the air.

(Em) (Am) (C) (Em)

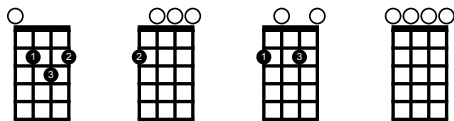
D.C. al Fine
REPEAT SECTION A



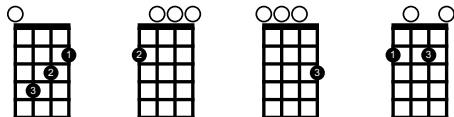
Baff-led our foes Stand by the shore, Foll-ow they will not dare.

(Em) (Am) (C) (Em) (D7)

SECTION A G CHORD Am CHORD D7 CHORD Am7 CHORD



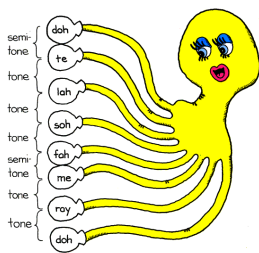
SECTION B Em CHORD Am CHORD C CHORD D7 CHORD




OCTAVIA'S SONG

SEA

Oc - ta - vi - a, Oc - ta - vi - a, the un - der wa - ter
ca-vern's ring. Oc - ta - vi - a, Oc - ta - vi - a, come teach the dol-phin
chil-dren how to sing. Doh te lah soh lah soh fah me
fah me ray doh.





SEA

SET 3 EAR TRAINING SONGS - FOR N.J.N. BOOK 3 : BY THE SEA

Interval of a fifth

DON'T SEW

Phyl Lobl

Don't sew so ma-ny clothes for me. Don't sew so ma ny_
Doh soh soh me ray doh fah me Doh soh soh me doh_

Interval of a sixth

DON'T LAUGH

Phyl Lobl

Don't laugh, don't cry or I'll tell your fa - ther.
Doh lah doh lah doh doh lah lah fah me.

Interval of an octave

DODO

Phyl Lobl

Walking Pace

Do - do do - do, dead as a do - do.
Doh doh doh doh doh doh doh doh doh doh

LUDWIG'S 6 BEAT SONG

SEA



Lobl

1 2 3 4 5 6 1 2 3 4 5 6

gall - op your pon - y a - way.

Ov - er the cobb - le stones ov - er the sticks.

Gall - op - ing gall - op - ing HEY!

LITTLE FISH

TRADITIONAL FOC'SLE SONG

Lullaby Style

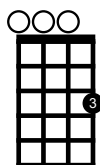
There's a song in my heart for the one I love best and her
 C G7 G7 C

pict - ure is tatt - ood all o - ver my chest Yea
 C G7 G7 C

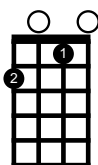
Ho litt - le fish - y don't cry - y don't cry yea
 F C G7 C

Ho litt - le fish - y don't cry - y don't cry.
 F C G7 C

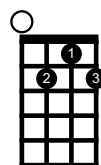
C CHORD



F CHORD



G7 CHORD



LITTLE FISH A Foc'sle Song / Lullaby style

*Sailors of long ago sang songs called **Shanties** helped them work.
Foc'sle Songs helped them relax, sometimes they can be like Lullabies.*

There's a song in my heart for the one I love best
And her picture is tattooed all over my chest

Chorus

**Yo ho little fishy don't cry don't cry
Yo ho little fishy don't cry don't cry**

Little fish when he's caught he fights like a bull whale
As he thrashes the water with his long narrow tail

There are fish in the sea of that there's no doubt
As good as the ones they have ever pulled out,

Now the crew are asleep and the ocean's at rest,
And I'm singing this song for the one I love best.

*NB
There are many versions of words for this song.*

SEA

SOUTH AUSTRALIA

TRADITIONAL SEA SHANTY



In South Aust-ra - lia I was born. Heave a - way. Haul a - way.



South Aust-ra - lia round Cape Horn. Bound for South Aust - ra - lia



Heave a - way you roll - er king. Heave a - way, haul a - way.



Heave a - way and hear me sing. Bound for South Aust - ra - lia.

SEA

SOUTH AUSTRALIA Sea Shanty- Traditional

*Shanties helped sailors to pull on ropes for lifting sails and anchors.
Using a set and sung rhythm helped to make the work easier.*

In South Australia I was born, (A 'Shanty-man' sings this line of each verse)
Heave away. Haul Away. (The crew sings this line after the Shanty-man's solo line.)
In South Australia round Cape Horn. (Shanty-man)
Bound for South Australia. (Crew)

CHORUS

**Heave away you Roller Kings,
Heave away. Haul away.
Heave away you'll hear me sing,
Bound for South Australia.**

As I walked out one morning fair, (Heave away haul away)
Twas there I met Miss Nancy Blair. (Bound for South Australia)

There is one thing that grieves my mind.
To leave Miss Nancy Blair behind.

(And) as we wallop a round Cape Horn,
You'll wish that you had never been born.

South Australia my native land.
Full of rocks and flies and sand.

BOOK 4 / ACT 4 THROUGH THE AIR

Hearing Harmony

TRANSPORT SONG:

'Up In A Balloon' Trad .Adapted

CHARACTER / CONCEPT SONG

Triad Whistler Song -Major Chord) (Lobl)

Five Beat Song Complex Metre (Lobl)

Seven Beat Song -Complex Metre (Lobl)

Kookaburra Round creating Harmony

EAR TRAINING SONGS SET 4:

Tea Bags interval of a 7th

Large Umbrella (Semi-tone) - (Lobl)

SONGS FOR SINGING & SCIENCE


Water Cycle Song (Canon) Science Link (Fay White)

Twinkle Twinkle -Using Chords)-Science Link (Trad.)

You Can Fly (Fain & Cahn / Lyrics Adapted Lobl)

FINALE

'Musical Merry-go-Round' Reprise (Outro Song) (Lobl)



AIR

UP IN A BALLOON TRADITIONAL ADAPTED NO.10

Key G

walk 1 2 3

Yes it's up in a ball-oon, yes up in a ball-oon.

Step-hop

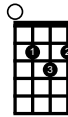
Clos - er to the milk - y way, clos - er to the moon. Yes it is

Juuump

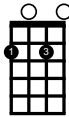
up in a ball-oon, yes up in a ball - oon

It can be ex - ci - ting when you're up in a ball-oon.

G CHORD



D7 CHORD



THE TRIAD WHISTLER'S SONG

Musical notation for the first line of the song. The melody starts with a quarter note on G4, followed by a quarter note on B4, and a half note on D5. The lyrics are: "Hear the hap-py whis-tlers sing." Below the first three notes are the numbers 1, 3, and 5.

Musical notation for the second line of the song. The melody starts with a quarter note on G4, followed by a quarter note on B4, and a half note on D5. The lyrics are: "Doh me soh Let a ma-jor tri - ad ring." Below the first three notes are the syllables "Doh", "me", and "soh".

Musical notation for the third system, featuring three staves. The lyrics are: "Vs 1 I'll sing 5 5" and "Vs 2 I'll sing soh soh" on the top staff; "Vs 1 I'll sing 3 3 3" and "Vs 2 I'll sing me me me" on the middle staff; and "Vs 1 I'll sing 1 1 1" and "Vs 2 I'll sing doh doh doh" on the bottom staff.



LUDWIG'S 5 BEAT SONG

AIR



Lobl

1 2 3 4 5 I'm learn - ing to drive.

1 2 3 4 5 is my new num - ber

REPEAT

VERSE 1. I'm try - ing hard to do ev - 'ry-thing right.

See how I'm stopp - ing at ev - 'ry red light.

VERSE 2. I turn the radio on with my trunk.
I'm a good driver I never get drunk.

3. When I am driving and I'm all alone
I never ever will talk on my phone.

SEVEN BEAT SONG

AIR



Lobl

Musical staff with treble clef and 7/4 time signature. The melody consists of seven quarter notes on a single pitch.

One two three four five six sev'n

Musical staff with treble clef and 7/4 time signature. The melody consists of seven quarter notes on a single pitch.

This num - ber has been giv - en

Musical staff with treble clef and 7/4 time signature. The melody consists of seven quarter notes on a single pitch.


One two three four five six sev'n

Musical staff with treble clef and 7/4 time signature. The melody consists of seven quarter notes on a single pitch.

Beat it and count it

Musical staff with treble clef and 7/4 time signature. The melody consists of seven quarter notes on a single pitch, ending with a double bar line.

Beat it and count it.



SET 4 EAR TRAINING SONGS - FOR N.J.N. BOOK 4 : THROUGH THE AIR

Interval of a seventh

TEABAGS

Phyl Lobl

Don't tea bags get sog - gy? Don't tea - bags get soft? Don't
Doh te te te soh soh doh te te te soh doh

tea - bags get sog - gy when the wa - ter is hot?
te te te soh soh doh doh fah me ray doh.

UMBRELLA

Interval of a semi-tone

Phyl Lobl

I have a large um - brel - a. I use it when it rains. But
Soh lah te doh soh la soh soh lah te doh soh lah soh

when the sun is shin - ing I shout hip hip hoo - ray. No
lah te doh soh lah soh soh lah te doh te doh te

rain to - day. We'll play to - day.
doh te doh doh te doh te doh

AIR

KOOKABURRA SITS IN THE OLD GUMTREE

Moderately

Marion Sinclair

The musical score is written in treble clef with a key signature of one sharp (F#) and a 4/4 time signature. It consists of four staves of music with lyrics underneath. The lyrics are: 'Kook - a - burr - a sits in the old gum tree - ee', 'mer - ry mer - ry king of the bush is he____', 'Laugh kook - a - burr - a laugh kook - a - burr - a', and 'gay your life must be.' The melody is simple and repetitive, characteristic of the original song.

*A PARODY uses the tune but with other words to make a 'joke' of the Song.
Here is one parody that some people use with the Kookaburra tune.*

Kookaburra sits on the electric wire
Jumping up and down
With his pants on fire,
Poor Kookaburra,
Poor kookaburra,
Too loud for the choir.

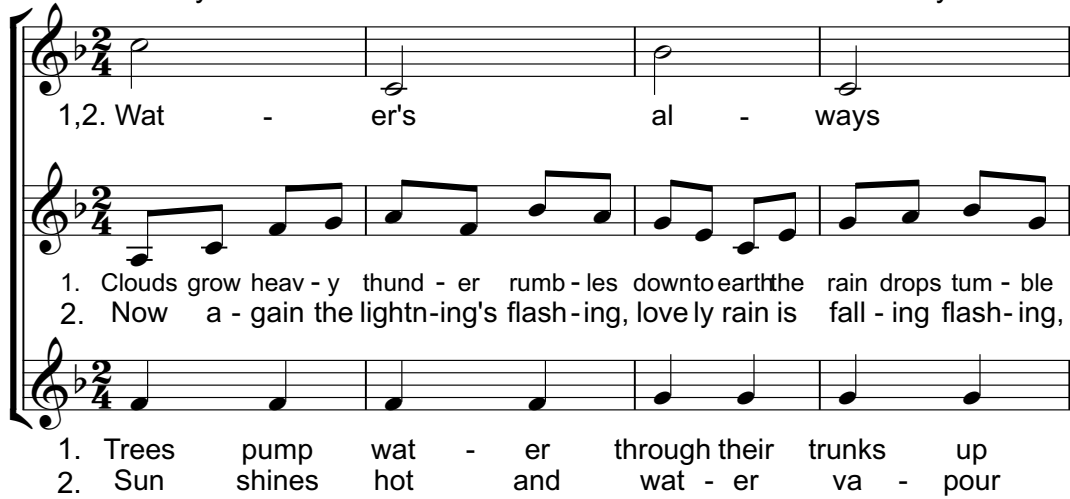
Do you know another parody of 'Kookaburra' ?

WATER CYCLE SONG

AIR

Slowly

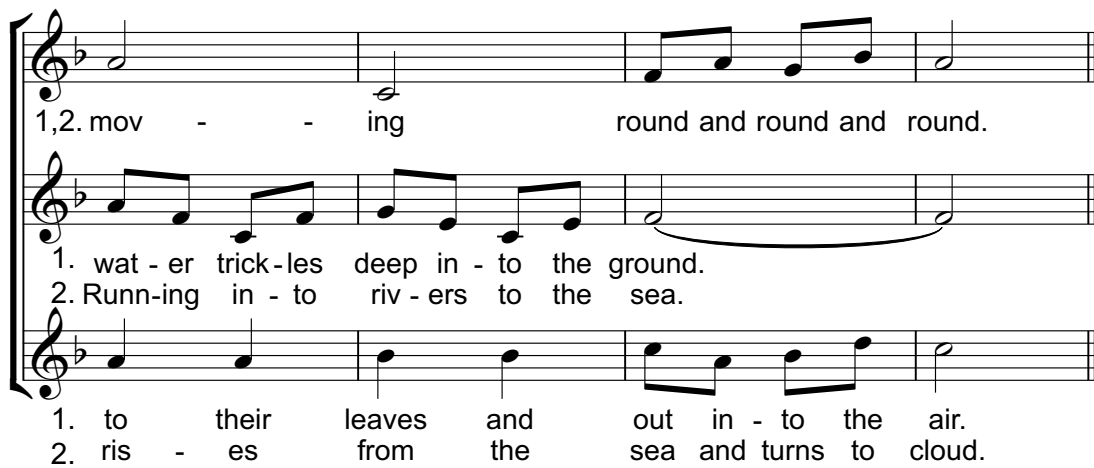
Fay White



1,2. Wat - er's al - ways

1. Clouds grow heav - y thund - er rumb - les down to earth the rain drops tum - ble
2. Now a - gain the lightn - ing's flash - ing, love ly rain is fall - ing flash - ing,

1. Trees pump wat - er through their trunks up
2. Sun shines hot and wat - er va - pour



1,2. mov - - ing round and round and round.

1. wat - er trick - les deep in - to the ground.
2. Runn - ing in - to riv - ers to the sea.

1. to their leaves and out in - to the air.
2. ris - es from the sea and turns to cloud.

AIR

WATER-CYCLE SONG Fay White

TUNE 1. Water's always moving round and round and round.

TUNE 2 V1.

Clouds grow heavy, thunder rumbles,
Down to earth the raindrops tumble,
Water trickles deep into the ground.

TUNE 3.V1

Trees pump water through their trunks
Up to their leave and out into the air.

REPEAT TUNE 1. Water's always moving round and round and round.

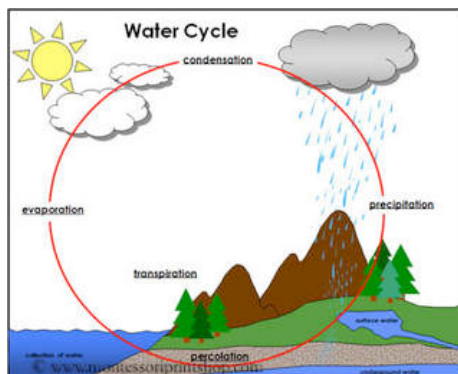
TUNE 2 V2

Now again the lightening's flashing
Lovely rain is falling splashing
Running into rivers to the sea.

TUNE 3 V2

Sun shines hot and water vapour
Rises from the sea and turns to cloud.

REPEAT TUNE 1 Water's always moving round and rd and round.



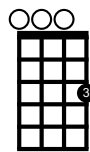
TWINKLE TWINKLE LITTLE STAR AIR

Twin-kle twin-kle lit - tle star. How I won-der what you are.
C F C F C G C

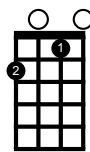
Up a - bove the world so high, like a dia-mond in the sky.
C F C G C F C G

Twin-kle twin-kle lit - tle star. How I won-der what you are.
C F C F C G C

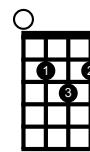
C CHORD



F CHORD



G CHORD



AIR

TWINKLE TWINKLE LITTLE STAR Traditional/last verse Lobl

C F C
Twinkle, twinkle little star.
G7 C G C
How I wonder what you are.
C F C G
Up above the world so high,
C F C G
Like a diamond in the sky.
C F C
Twinkle, twinkle little star.
G7 C G C
How I wonder what you are.

In the dark blue sky you keep
Watch, and through my curtains peep,
And you will not close your eye,
'Till the sun is in the sky.
Twinkle, twinkle little star,
How I wonder what you are.

Once the travellers in the dark,
Thanked you for your tiny spark,
They would find which way to go,
Just because you twinkled so
Twinkle, twinkle little star,
How I wonder what you are.

Travellers now use satellites,
And I'm glad one's up there tonight,
So I can watch things on TV,
Like Play School on the ABC,
Shine on little satellite,
I'm glad you're up there tonight.



YOU CAN FLY

AIR

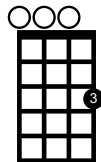
Fain and Cahn - adapted

When you have mus-ic to play, you can build a hap-py day.
(C) (C) (F) (C)

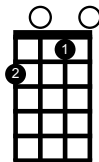
Think of mak-ing peop-le glad, mus-ic takes a - way the sad, you
(G7) (C) (G7) (C)

can reach for the sky. You can fly you can fly you can fly.
(F) (G7) (C) (F) (G7) (C)

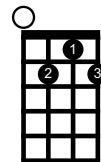
C CHORD



F CHORD



G7 CHORD



YOU CAN FLY (Tune & Verse 2 & 3 Sammy Fain & Sammy Cahn)
Adaptation of words Verse 1 & Line 1 verse 3 Phyl Lobl)

When you have music to play,
You can build a happy day,
Think of making people glad,
Music takes away the sad,
You can reach for the sky,
You can fly, you can fly, you can fly.

Think of the happiest things,
It's the same as having wings,
Take the path that moonbeams make
If the moon is still awake,
You can reach for the sky,
You can fly, you can fly, you can fly

Music will lighten your heart,
There's no better time to start
Think of all the joy you'll find
When you leave the world behind
And bid your cares goodbye.
You can fly, you can fly, you can fly.



MUSICAL MERRY-GO-ROUND INTRODUCTION

1. This quest is a mu - si - cal mer - ry - go - round.
2. Lud - wig and Joe and Oc - ta - vi - a too; The

Feel the si - lence and join in the sound.
Tri - ad whist - lers in red green and blue.

You'll meet some friends as we tra - vel a - round. On this
They'll teach us mu - si - cal things we can do

ma - gi - cal mu - si - cal mer - ry - go - round.
Lud - wig and Joe and Oc - ta - vi - a too.

Chorus: Fie fid - dle aye dye dye Fye fid - dle oh.

Oom - pa - pa oom - pa - pa sing high and low.

Let the rain rain and let the snow snow, when

we're mus - ic ma - king it's Fye fid - dle oh. 2. There's

(Note: Chords are indicated by letters in circles below the lyrics.)

THE NOT JUST NOISE QUEST SONG (REPRISE)

Ludwig and Joh and Octavia too,
The Triad Whistlers in red, green and blue,
They taught us musical things we can do,
Ludwig and Joh and Octavia too.

**Fye -fiddle -aye- dye -dye, Fye- fiddle O,
Oom-pah-pah, oom-pah-pah, sing high and low.
Let the rain rain, let the snow snow'
When we're music making its Fye - fiddle-O**

Freeing the birds from the high Bedlam Tower,
Music for many's a life-giving power.
You'll use it too when life's tasting sour,
If you practice most days for just half an hour.

197



